



District Report Card: 2017


State: Andhra Pradesh	District: Visakhapatnam
Class: 3	Subject: Language
Schools: 54	Students: 821


Participation/Coverage


Students

GENDER 	Boys		Girls	
	Number	%	Number	%
	394	47.99	427	52.01

AREA 	Rural		Urban	
	Number	%	Number	%
	538	65.53	283	34.47

CATEGORY 	SC		ST		OBC		GEN	
	Number	%	Number	%	Number	%	Number	%
	86	10.48	253	30.82	387	47.14	95	11.57

CWSN 	LD	VI	HI	S&LD	ID	Oth
	2	0	0	1	0	19

Management 	Government		Government-aided	
	Number	%	Number	%
	722	87.94	99	12.06

Average Performance of Students in Language (%)

Overall	Gender		Area		Management		Social Group			
	Male	Female	Rural	Urban	Govt.	Aided	SC	ST	OBC	GEN
77.39	77.31	77.46	77.06	78.00	76.77	81.89	81.71	71.57	79.52	80.28

Performance on Learning Outcomes (LOs)

Learning Outcomes	Description	Average Performance(%)
L304	Reads small texts with comprehension i.e., identifies main ideas, details, sequence and draws conclusions	77.53
L312	Reads printed scripts on the classroom walls: poems, posters, charts etc.	77.10

Range of Performance of Students who Answered Correctly							
Below 30%		30% - 50%		50% - 75%		Above 75%	
Number	%	Number	%	Number	%	Number	%
30	3.65	72	8.77	212	25.82	507	61.75

Lowest Performing Learning Outcomes (LOs)

- 1 - Reads printed scripts on the classroom walls: poems, posters, charts etc. (77.10)
- 2 - Reads small texts with comprehension i.e., identifies main ideas, details, sequence and draws conclusions (77.53)